
Contact Support

- ✉ Email: support@playfootball.com.au
- ☎ Telephone: **02 8880 7983**
- 🕒 Hours: **Mon-Fri 10am - 9pm AEDT**
- 🕒 Hours: **Saturday & Sunday 10am - 3pm AEDT**

Participant - How to Register on Behalf of Someone (Never played before)

1. Go to playfootball.com.au (<http://playfootball.com.au/>) and Click on 'Re-Registering to play this

season?'

FOOTBALL Network | My Football | Play Football | Football Australia | MiniRoos

PLAY FOOTBALL

Find a place to play


Player | Coach | Referee | Volunteer | Clubs | Schools | Pathways | Skills Hub | Help | Get Involved

PLAY FOOTBALL

EVERYONE'S GAME


FIND A CLUB

Re-Registering to play this season?




If you have played football before, start your 2025 registration →

New to Football?



Find your Club Now →

Coaches, Referees & Volunteers



Start your 2025 registration →

2. Search for the club that you are registered with

Find a place to play

Skills Hub | Help | Get Involved

Start typing the name of your club or association

No results found.

3. Click on the

club

Registration

Location

- Australia ☒
- Australian Capital Territory ☐
- South Wales ☐
- ern Territory ☐
- Island ☐
- Australia ☐
- nia ☐
- ia ☐
- ern Australia ☐

test club

1 club found

Test Club NSW
NSW

4. Sign in to PlayFootball

FOOTBALL AUSTRALIA

SIGN IN

.....|

Sign In

Don't have an account yet?

[Forgot your password?](#)[Administrator access](#)

FOOT
STAR
HERE


5. You can search for your product using the search bar

Home

AVAILABLE PRODUCTS

Q u10

Showing 67 results




Senior Men (Premier League and Reserves)
Palm Beach Soccer Club - Gold Coast
1 Oxford Street, PALM BEACH, QLD 4221

Appropriate for
Venue
Suburb

Male, 17-99 yo
1 Oxford Street
PALM BEACH

Registrations Open
Register By



Senior Women 2023
Palm Beach Soccer Club - Gold Coast

6. Locate the correct and most appropriate product and Click On "Details"

FOOTBALL

PARTICIPANT

- Find a Product
- My Registrations
- Family Management

Participant A
Profile | Sign out


Home

AVAILABLE PRODUCTS

Q u10

Filters 2

Showing 2 results



Sharks Squad U10

Appropriate for
Venue
Suburb


Mixed, 10 yo

Registrations Open
Register By

01/08/2023
30/09/2023

READY TO PLAY

Details



U10 Miniroos

Appropriate for
Venue
Suburb

Mixed, 10 yo

Registrations Open
Register By

01/08/2023
30/12/2023

READY TO PLAY

Details

7. Click On "Register"

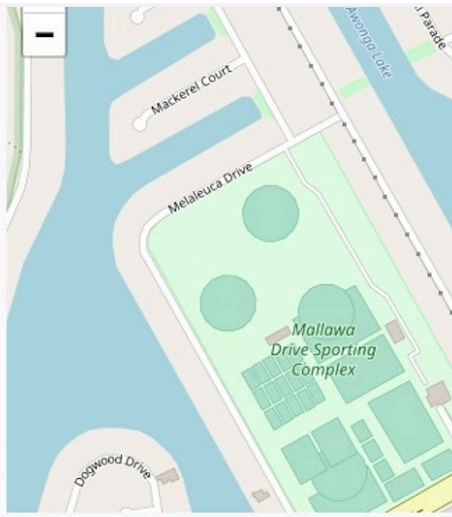
Friday, 1st Aug 2020

APPROPRIATE FOR
Male and Female
Ages 10 to 10

TOTAL REGISTRATION COST
\$51


Register

Express your interest



A map showing the location of the Mallowa Drive Sporting Complex. The map includes labels for Mackerel Court, Melaleuca Drive, Dogwood Drive, and Mallowa Drive Sporting Complex. The complex is situated near a body of water, likely George Lake, and is bordered by a road labeled J Parade.

8. Select "Somebody else"



WHO ARE YOU REGISTERING FOR?

☐ Myself

☒ Somebody else

i If you have previously registered this participant then their record will appear. Please select their name if they appear on the pop-up and Click On "Use Record".

Since we are registering a brand new participant, we will Click On "Ignore and Close"

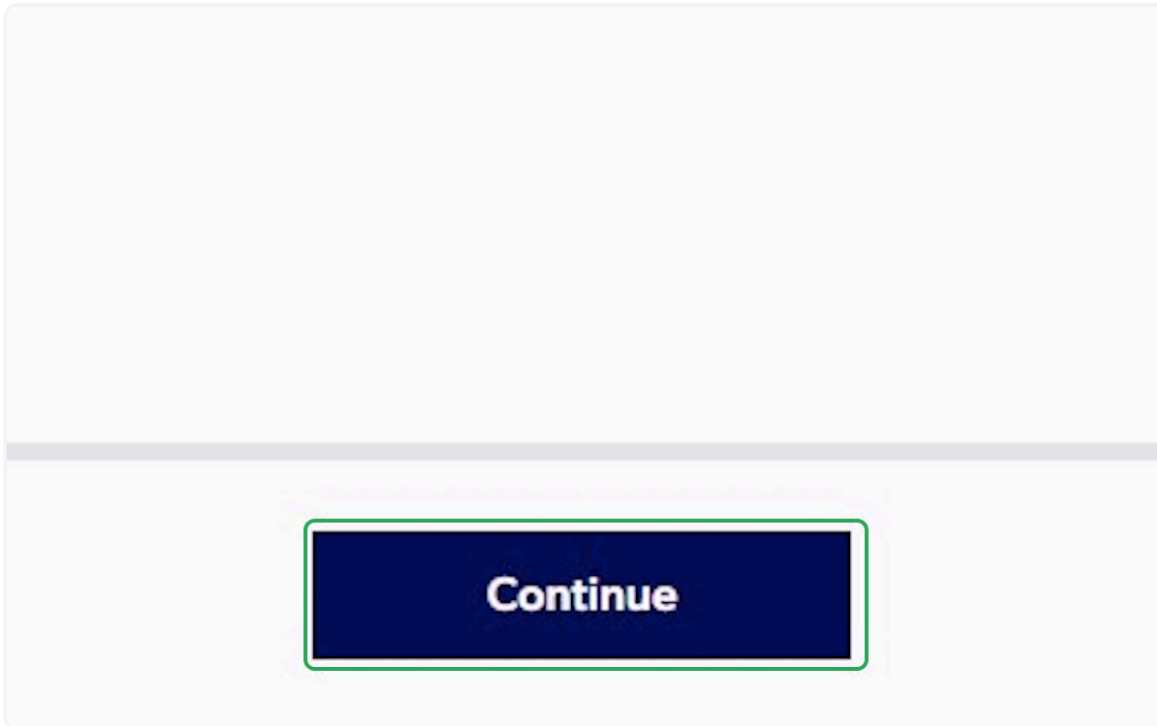
9. Click On "Ignore and close"

The screenshot shows a pop-up window with a light blue header and a white body. On the left is a vertical blue sidebar with a faint image of a person. The main area contains two rows of participant information. Each row has a checkbox labeled 'Previous Club', followed by the participant's name and birth date. To the right of each row is a box containing the FFA number, birth year, and login ID. At the bottom of the pop-up are two buttons: 'Ignore and close' (light blue with a green border) and 'Use Record' (dark blue). The 'Ignore and close' button is highlighted with a green border.

Previous Club	FFA#	Birth Year	Login ID
<input type="checkbox"/>	1120060	2000	
<input type="checkbox"/>	1120107	1990	

Ignore and close **Use Record**

10. Click On "Continue"



11. Check "I agree to these Terms and Conditions" and Click On "Continue" (You can also check marketing communications)

A screenshot of a registration form titled "TERMS AND CONDITIONS". On the left, there is a vertical banner with the word "FOOTBALL" in white and a photo of two young girls playing soccer. The main content area has a white background. It contains the heading "REVIEW YOUR CLUB AND ASSOCIATION'S TERMS AND CONDITIONS" in bold. Below this, there is a line of small text: "Acceptance of these Terms and Conditions is required in order to complete your player registration." followed by a link: "Review Football Federation Australia's Terms and Conditions (888)". There are two checkboxes. The first checkbox is checked and has the text "I agree to these Terms and Conditions" next to it. The second checkbox is unchecked and has the text "I confirm I wish to opt into marketing communication from all organisations relevant to this product registration" next to it. At the bottom of the form, there are two buttons: "Cancel" and "Continue". The "Continue" button is highlighted with a green border.

12. Click On "Start"

Start

13. Enter the appropriate details for the Primary Account holder (This may be the parent) and Click

On "Next"

FOOTBALL

PARTICIPANT REGISTRATION

Step 1
Personal Details

Step 2
Participant Details

Step 3
Contact Details

Step 4
Regulation Details

Step 5
Additional Questions

Step 6
Verify Identity

Step 7
Review

Step 8
Payment

Help & getting started

Participant A
Profile | Sign out

PERSONAL DETAILS

Open Form Preview

LET'S START WITH YOUR DETAILS

First Name
Participant

Middle Name (Optional)

Last Name
A

Mobile Number

Email

Cancel

Next

14. Enter the participant's details and select the relationship of the participant to you

Have you ever made a Football registration before?

☐ Yes

☒ No

First Name
Linked

Middle Name (Optional)

Last Name
Test

Date of Birth
01/01/2013

Gender
Male

Please select the relationship between this participant and you

Child

Parent

Partner

Mother

Father

15. Enter the home address for the participant

Select Relationship
Child

Please enter your home address

Street Address [Search for your address](#)

Address line 1

Address line 2

Suburb
Enter Suburb

Postcode
Enter Postcode

State

Back

Next

16. Enter/Select all the information regarding the participant and Click On "Next"

FOOTBALL

PARTICIPANT REGISTRATION

Step 1

Personal Details

Step 2

Participant Details

Step 3

Contact Details

Step 4

Regulation Details

Step 5

Additional Questions

Step 6

Verify Identity

Step 7

Review

Step 8

Payment

?

Help & getting started

Participant A

Profile | Sign out

Select State

New South Wales

Your Nationality

Select Nationality

Australian

Select Country of Birth

Australia

Do you identify as being of Aboriginal or Torres Strait Islander origin?

Yes

No

Is English your primary language spoken at home?

Yes No

Please indicate if you have a disability

Select your answer

None

What is the name of the school you are currently enrolled at?

Enter the name of your school

St James Catholic College

Only applies to school-aged registrants

Back

Next

17. Type in the Participant's Contact Details (These may be your details)

FOOTBALL

PARTICIPANT REGISTRATION

Step 1

Personal Details

Step 2

Participant Details

Step 3

Contact Details

Step 4

Regulation Details

Step 5

Additional Questions

Step 6

Verify Identity

Step 7

Review

Step 8

Payment

?

Help & getting started

Participant A

Profile | Sign out

CONTACT DETAILS

Open Form Preview

PARTICIPANT CONTACT DETAILS

Mobile Number

0288807983

Email

support@playfootball.com.au

EMERGENCY CONTACT

First Name

Last Name

Mobile Number

Email

EMERGENCY CONTACT - OTHER

First Name

Last Name

Mobile Number

Email

Back

Save participant

18. Enter an Emergency Contact and Click On "Next" (You may enter a secondary emergency contact should you need to)

FOOTBALL

PARTICIPANT REGISTRATION

Step 1

Personal Details

✓

Step 2

Participant Details

✓

Step 3

Contact Details

✓

Step 4

Regulation Details

○

Step 5

Additional Questions

○

Step 6

Verify Identity

○

Step 7

Review

○

Step 8

Payment

○

?

Help & getting started

Participant A

Profile | Sign out

↗

CONTACT DETAILS

Open Form Preview

PARTICIPANT CONTACT DETAILS

Mobile Number

0288807983

Email

support@playfootball.com.au

EMERGENCY CONTACT

First Name

Test

Last Name

Test

Mobile Number

0288807983

Email

support@playfootball.com.au

EMERGENCY CONTACT - OTHER

First Name

Last Name

Mobile Number

Email

Back

Save participant

19. Select your answer to the Regulation Details question and Click On "Next"

FOOTBALL

PARTICIPANT REGISTRATION

Step 1

Personal Details

✓

Step 2

Participant Details

✓

Step 3

Contact Details

✓

Step 4

Regulation Details

✓

Step 5

Additional Questions

○

Step 6

Verify Identity

○

Step 7

Review

○

Step 8

Payment

○

?

Help & getting started

Participant A

Profile | Sign out

↗

REGULATION DETAILS

Save

Open Form Preview

PREVIOUS CLUB HISTORY

Was your last registration to an Affiliated Football (Soccer) Club in Australia? *

Select your answer
Yes

Back

Next

20. Answer the Additional Questions and Click On "Next"

FOOTBALL

PARTICIPANT REGISTRATION

Step 1

Personal Details

✓

Step 2

Participant Details

✓

Step 3

Contact Details

✓

Step 4

Regulation Details

✓

Step 5

Additional Questions

✓

Step 6

Verify Identity

○

Step 7

Review

○

Step 8

Payment

○

?

Help & getting started

Participant A

Profile | Sign out

↗

Would you like to be contacted about volunteering opportunities within our organisation or with one of our clubs or groups?

○

Yes

●

No

We have some great opportunities for your business to partner with ours. Would you like to receive more information?

○

Yes

●

No

YOUR CLUB

Your Club has some additional questions which they require you to provide your answers to.

[Take me to the questions](#) ↗

Back

Next

21. Click On "Upload a photo"

VERIFY IDENTITY

Save

Open Form Preview

UPLOAD A PHOTO OF THE PARTICIPANT FOR THE MATCH DAY IDENTIFICATION

Upload a photo

+

i

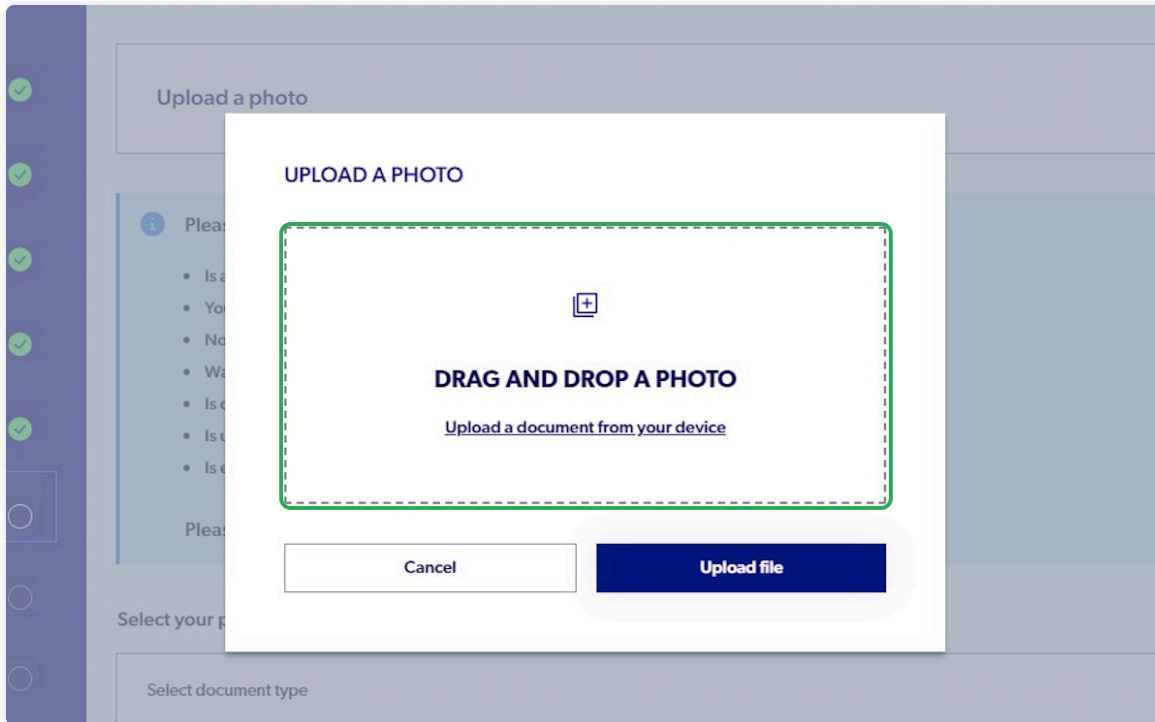
Please ensure that your photo meets the following guidelines.

- Is a passport style image
- Your head faces the camera directly with your face in full view
- No hats or sunglasses to be worn
- Was taken within the last 12 months
- Is clear, legible and with appropriate lighting
- Is under 5MB in size
- Is either a PNG or JPG file type

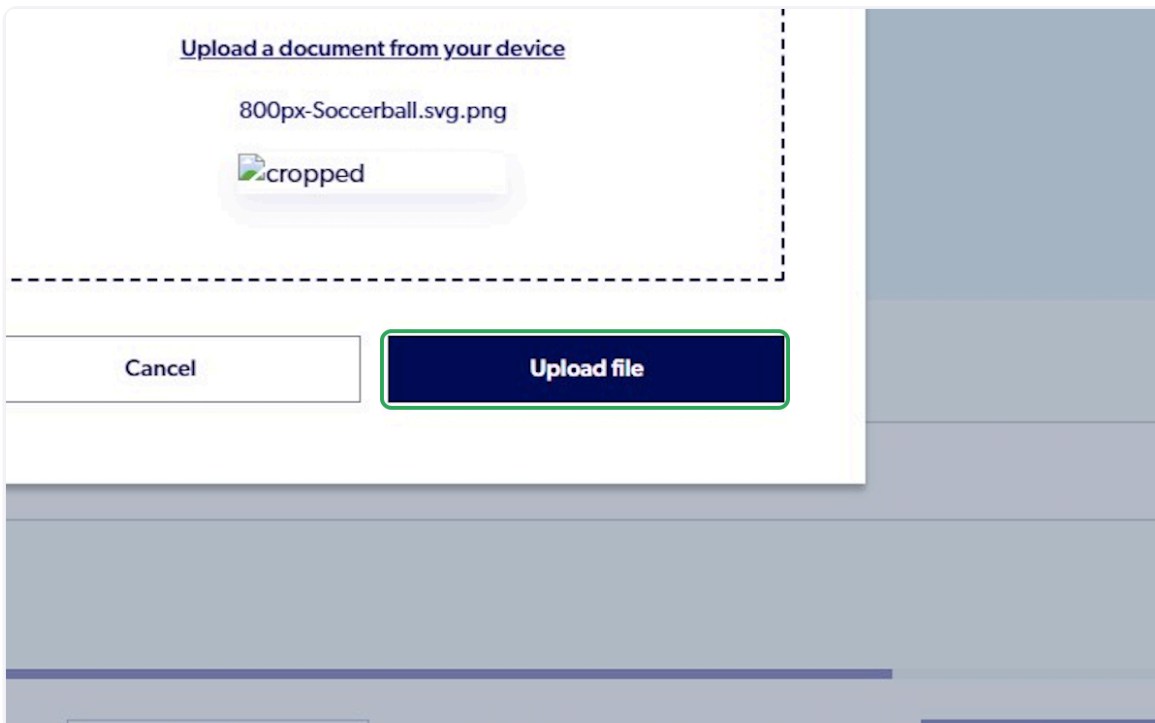
Please Note: Any inappropriate photos may result in your registration being declined.

Select your preferred document to bring to your Club so they can verify your identify

22. Upload a document from your device



23. Click On "Upload file"



24. Click On "Select Document Type" and select the document

Please ensure that your photo meets the following guidelines.

- Is a passport style image
- Your head faces the camera directly with your face in full view
- No hats or sunglasses to be worn
- Was taken within the last 12 months
- Is clear, legible and with appropriate lighting
- Is under 5MB in size
- Is either a PNG or JPG file type

Please Note: Any inappropriate photos may result in your registration being declined.

Select your preferred document to bring to your Club so they can verify your identify

Select document type

Drivers License

Student ID (with image)

Library Card (with image)

Passport

Birth Certificate

25. Click On "Next"

Change

Please ensure that your photo meets the following guidelines.

- Is a passport style image
- Your head faces the camera directly with your face in full view
- No hats or sunglasses to be worn
- Was taken within the last 12 months
- Is clear, legible and with appropriate lighting
- Is under 5MB in size
- Is either a PNG or JPG file type

Please Note: Any inappropriate photos may result in your registration being declined.

Select your preferred document to bring to your Club so they can verify your identify

26. Review all of the details and Click On "Confirm and Pay"

FOOTBALL

PARTICIPANT REGISTRATION

Step 1

Personal Details

✓

Step 2

Participant Details

✓

Step 3

Contact Details

✓

Step 4

Regulation Details

✓

Step 5

Additional Questions

✓

Step 6

Verify Identity

✓

Step 7

Review

✓

Step 8

Payment

○

Help & getting started

Participant A

Profile | Sign out

Football Australia

Have you or your child participated in a sporting schools (football program this year)?

No

How did you find out about registering to play football?

Search Engine

Which Isuzu UTE A-League Men's and/or Liberty A-League Women's Club do you support?

Western Sydney Wanderers

Member Federation

Have you or your child participated in a sporting schools (football program this year)?

No

Are you interested in becoming an accredited coach?

No

Association

Would you like to receive information on our other football opportunities?

No

Would you like to be contacted about volunteering opportunities within our organisation or with one of our clubs or groups?

No

We have some great opportunities for your business to partner with ours. Would you like to receive more information?

No

VERIFY IDENTITY

Edit

Uploaded Photo

Yes

Selected identity document

Drivers License

MARKETING OPTED IN

Marketing Opted In

No

Back

Confirm and Pay

27. Select the appropriate Payment Type

ALL

ANT REGISTRATION

ails

✓

etails

✓

ails

✓

etails

✓

uestions

✓

y

✓

All Fees Upfront

Regulation Fees Only

Scheduled Payment

2. BILLING INFORMATION

First Name

Last Name

A

Company Name

Email

You'll pay all the outs

Payment Option

Regulation Fees

- Football Federat

- Football Queens

- FQ - Football Go

Club Fees

- Palm Beach Socc

Subtotal

- Online payment:

- Offline payment:

TODAY TOTAL

28. Click On "Add Card"

The screenshot shows a registration form with a sidebar on the left containing a progress indicator with steps 1 through 8. Steps 1-7 are marked with green checkmarks, and step 8 is marked with a circle. The main content area is titled '3. CARD DETAILS' and contains several input fields: 'First Name', 'Last Name', 'Company Name', 'Email', and 'Start typing your billing address'. A dark blue button labeled 'Add Card' is highlighted with a green border. To the right, there is a 'Subtotal' section with a list of items and a 'VOUCHER' section with a dropdown menu. At the bottom, there is a 'Cancel' button and a 'Submit and Pay' button.

29. Enter your card details and Click On "Verify Card"

The screenshot shows a modal form titled 'ENTER YOUR CARD DETAILS' overlaid on a blurred background of the registration process. The modal contains the following fields: 'Cardholder Name', 'Card Number', 'Expiry Month', 'Expiry Year', and 'Security Code'. There are 'Cancel' and 'Verify Card' buttons at the bottom. The background shows a sidebar with steps 1-8, where step 8 is currently active. The main content area shows a '2. BILLING' section with a table of fees and a '3. CARD' section. The table lists fees for 'Regulation Fees Only' and 'Scheduled Payment' with a total of \$51.00. The '3. CARD' section has a 'Cancel' button and a 'Submit and Pay' button.

30. Click On Submit and Pay


Select issuer of the voucher

Voucher Code

Add voucher

Submit and Pay

31. The following screen will appear after successful Payment and Registration



PAYMENT SUCCESSFUL
YOUR REGISTRATION IS WITH YOUR CLUB FOR ACTION

Go to My Account